

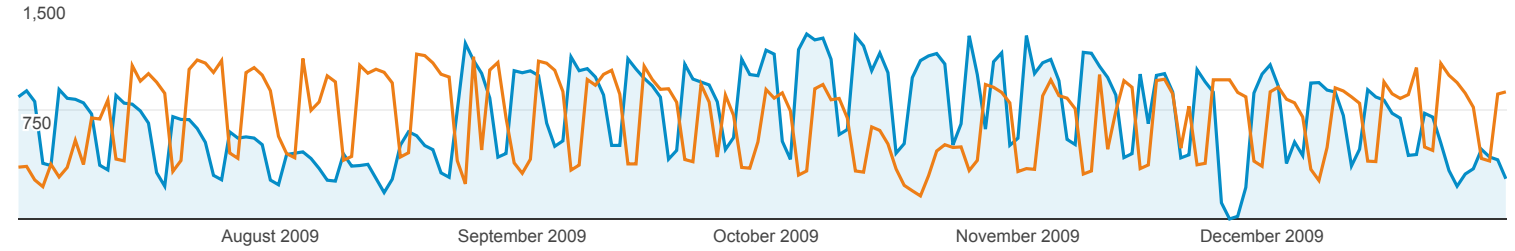
1 Jul 2009 - 31 Dec 2009
Compare to: 29 Dec 2008 - 30 Jun 2009

Audience Overview

All Users
+0.00% Sessions

Overview

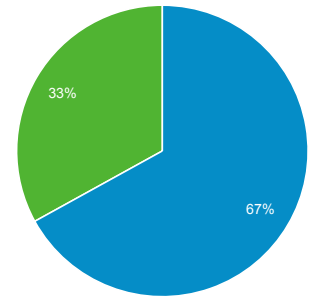
01-Jul-2009 - 31-Dec-2009: ● Sessions
29-Dec-2008 - 30-Jun-2009: ● Sessions



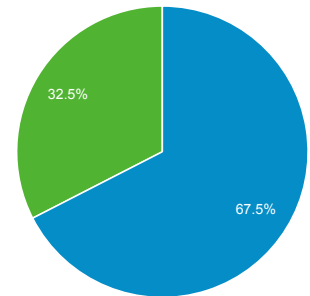
| | | |
|---|--|---|
| Sessions 2.36% 129,619 vs 126,631 | Users 5.13% 47,821 vs 45,486 | Page Views 4.74% 328,894 vs 314,019 |
| Pages/Session 2.32% 2.54 vs 2.48 | Avg. Session Duration 7.68% 00:02:21 vs 00:02:11 | Bounce Rate -1.94% 43.39% vs 44.25% |
| % New Sessions 1.52% 32.98% vs 32.49% | | |

■ Returning Visitor ■ New Visitor

01-Jul-2009 - 31-Dec-2009



29-Dec-2008 - 30-Jun-2009



| Language | Sessions | % Sessions |
|---------------------------|--------------|---------------|
| 1. el | | |
| 01-Jul-2009 - 31-Dec-2009 | 88,528 | 68.30% |
| 29-Dec-2008 - 30-Jun-2009 | 87,080 | 68.77% |
| % Change | 1.66% | -0.68% |
| 2. en-us | | |
| 01-Jul-2009 - 31-Dec-2009 | 30,608 | 23.61% |
| 29-Dec-2008 - 30-Jun-2009 | 29,853 | 23.57% |
| % Change | 2.53% | 0.17% |
| 3. en-gb | | |
| 01-Jul-2009 - 31-Dec-2009 | 3,322 | 2.56% |
| 29-Dec-2008 - 30-Jun-2009 | 3,075 | 2.43% |
| % Change | 8.03% | 5.54% |
| 4. el-gr | | |

| | | | |
|---------------------------|----------------|--|----------------|
| 01-Jul-2009 - 31-Dec-2009 | 1,318 | | 1.02% |
| 29-Dec-2008 - 30-Jun-2009 | 1,065 | | 0.84% |
| % Change | 23.76% | | 20.90% |
| 5. en | | | |
| 01-Jul-2009 - 31-Dec-2009 | 1,182 | | 0.91% |
| 29-Dec-2008 - 30-Jun-2009 | 1,135 | | 0.90% |
| % Change | 4.14% | | 1.74% |
| 6. de | | | |
| 01-Jul-2009 - 31-Dec-2009 | 1,095 | | 0.84% |
| 29-Dec-2008 - 30-Jun-2009 | 1,263 | | 1.00% |
| % Change | -13.30% | | -15.30% |
| 7. it | | | |
| 01-Jul-2009 - 31-Dec-2009 | 792 | | 0.61% |
| 29-Dec-2008 - 30-Jun-2009 | 508 | | 0.40% |
| % Change | 55.91% | | 52.31% |
| 8. fr | | | |
| 01-Jul-2009 - 31-Dec-2009 | 380 | | 0.29% |
| 29-Dec-2008 - 30-Jun-2009 | 446 | | 0.35% |
| % Change | -14.80% | | -16.76% |
| 9. de-de | | | |
| 01-Jul-2009 - 31-Dec-2009 | 377 | | 0.29% |
| 29-Dec-2008 - 30-Jun-2009 | 123 | | 0.10% |
| % Change | 206.50% | | 199.44% |
| 10. es | | | |
| 01-Jul-2009 - 31-Dec-2009 | 279 | | 0.22% |
| 29-Dec-2008 - 30-Jun-2009 | 290 | | 0.23% |
| % Change | -3.79% | | -6.01% |