

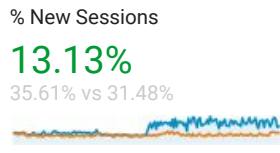
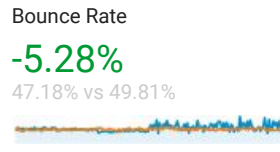
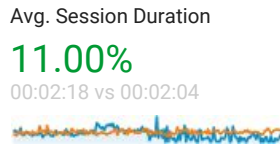
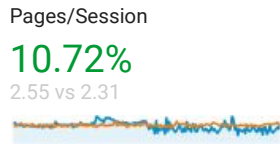
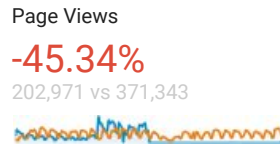
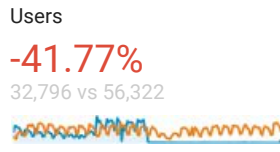
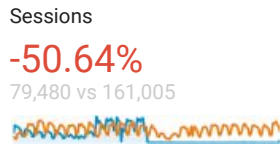
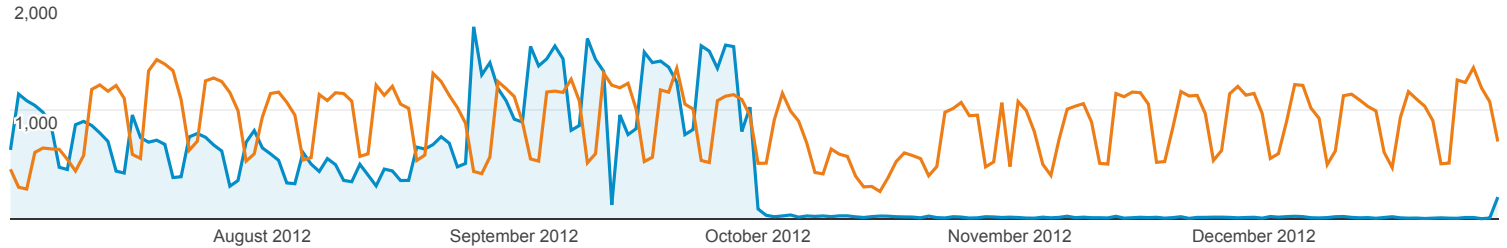
Audience Overview

1 Jul 2012 - 31 Dec 2012
Compare to: 30 Dec 2011 - 30 Jun 2012

All Users
+0.00% Sessions

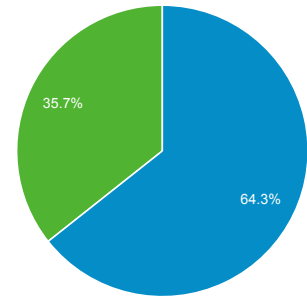
Overview

01-Jul-2012 - 31-Dec-2012: Sessions
30-Dec-2011 - 30-Jun-2012: Sessions

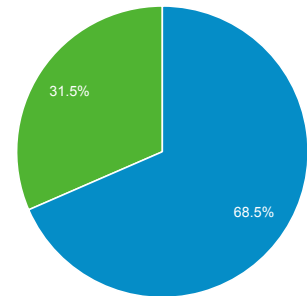


Returning Visitor (blue) | New Visitor (green)

01-Jul-2012 - 31-Dec-2012



30-Dec-2011 - 30-Jun-2012



Language

Sessions % Sessions

Language	Period	Sessions	% Sessions
1. el	01-Jul-2012 - 31-Dec-2012	39,792	50.07%
	30-Dec-2011 - 30-Jun-2012	80,119	49.76%
	% Change	-50.33%	0.61%
2. el-gr	01-Jul-2012 - 31-Dec-2012	18,589	23.39%
	30-Dec-2011 - 30-Jun-2012	36,189	22.48%
	% Change	-48.63%	4.05%
3. en-us	01-Jul-2012 - 31-Dec-2012	16,488	20.74%
	30-Dec-2011 - 30-Jun-2012	34,423	21.38%
	% Change	-52.10%	-2.97%
4. en			

01-Jul-2012 - 31-Dec-2012	1,239	1.56%
30-Dec-2011 - 30-Jun-2012	1,837	1.14%
% Change	-32.55%	36.63%
5. en-gb		
01-Jul-2012 - 31-Dec-2012	898	1.13%
30-Dec-2011 - 30-Jun-2012	2,455	1.52%
% Change	-63.42%	-25.90%
6. de-de		
01-Jul-2012 - 31-Dec-2012	311	0.39%
30-Dec-2011 - 30-Jun-2012	901	0.56%
% Change	-65.48%	-30.08%
7. it		
01-Jul-2012 - 31-Dec-2012	289	0.36%
30-Dec-2011 - 30-Jun-2012	731	0.45%
% Change	-60.47%	-19.91%
8. fr		
01-Jul-2012 - 31-Dec-2012	222	0.28%
30-Dec-2011 - 30-Jun-2012	533	0.33%
% Change	-58.35%	-15.63%
9. de		
01-Jul-2012 - 31-Dec-2012	201	0.25%
30-Dec-2011 - 30-Jun-2012	474	0.29%
% Change	-57.59%	-14.10%
10. ru		
01-Jul-2012 - 31-Dec-2012	167	0.21%
30-Dec-2011 - 30-Jun-2012	370	0.23%
% Change	-54.86%	-8.57%