

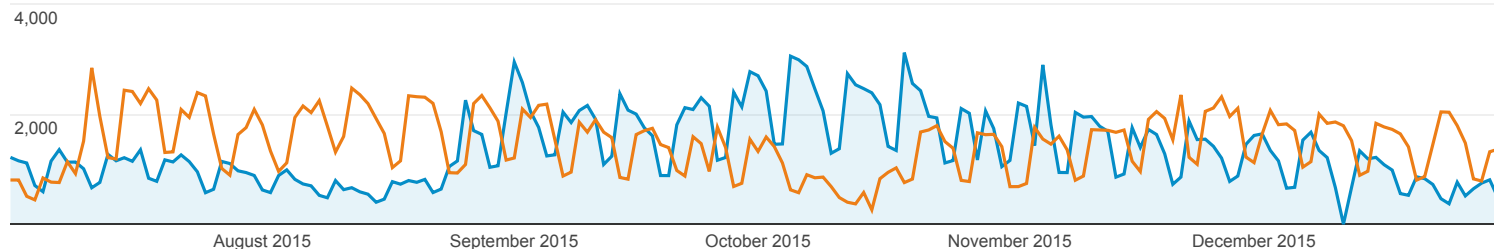
Audience Overview

1 Jul 2015 - 31 Dec 2015
Compare to: 29 Dec 2014 - 30 Jun 2015

All Users
+0.00% Sessions

Overview

01-Jul-2015 - 31-Dec-2015: Sessions
29-Dec-2014 - 30-Jun-2015: Sessions



Sessions
-6.92%
251,460 vs 270,143



Users
-11.59%
83,575 vs 94,526



Page Views
6.96%
765,032 vs 715,259



Pages/Session
14.91%
3.04 vs 2.65



Avg. Session Duration
17.18%
00:02:52 vs 00:02:27



Bounce Rate
-8.16%
46.86% vs 51.02%

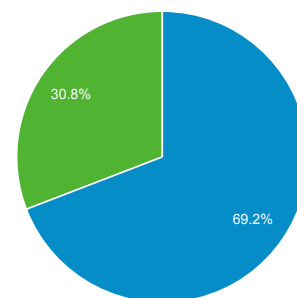


% New Sessions
-5.98%
30.77% vs 32.73%

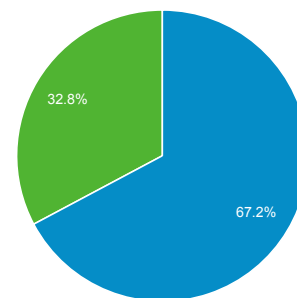


Returning Visitor (blue) New Visitor (green)

01-Jul-2015 - 31-Dec-2015



29-Dec-2014 - 30-Jun-2015



Language

Sessions % Sessions

1. el

01-Jul-2015 - 31-Dec-2015

115,630 45.98%

29-Dec-2014 - 30-Jun-2015

125,442 46.44%

% Change

-7.82% -0.97%

2. el-gr

01-Jul-2015 - 31-Dec-2015

70,664 28.10%

29-Dec-2014 - 30-Jun-2015

76,374 28.27%

% Change

-7.48% -0.60%

3. en-us

01-Jul-2015 - 31-Dec-2015

51,935 20.65%

29-Dec-2014 - 30-Jun-2015

53,598 19.84%

% Change

-3.10% 4.10%

4. en-gb

01-Jul-2015 - 31-Dec-2015	4,203		1.67%
29-Dec-2014 - 30-Jun-2015	3,899		1.44%
% Change	7.80%		15.81%
5. (not set)			
01-Jul-2015 - 31-Dec-2015	1,956		0.78%
29-Dec-2014 - 30-Jun-2015	1,651		0.61%
% Change	18.47%		27.28%
6. en			
01-Jul-2015 - 31-Dec-2015	1,862		0.74%
29-Dec-2014 - 30-Jun-2015	2,428		0.90%
% Change	-23.31%		-17.61%
7. de			
01-Jul-2015 - 31-Dec-2015	710		0.28%
29-Dec-2014 - 30-Jun-2015	866		0.32%
% Change	-18.01%		-11.92%
8. de-de			
01-Jul-2015 - 31-Dec-2015	380		0.15%
29-Dec-2014 - 30-Jun-2015	533		0.20%
% Change	-28.71%		-23.41%
9. ru			
01-Jul-2015 - 31-Dec-2015	354		0.14%
29-Dec-2014 - 30-Jun-2015	356		0.13%
% Change	-0.56%		6.83%
10. fr			
01-Jul-2015 - 31-Dec-2015	325		0.13%
29-Dec-2014 - 30-Jun-2015	443		0.16%
% Change	-26.64%		-21.19%