

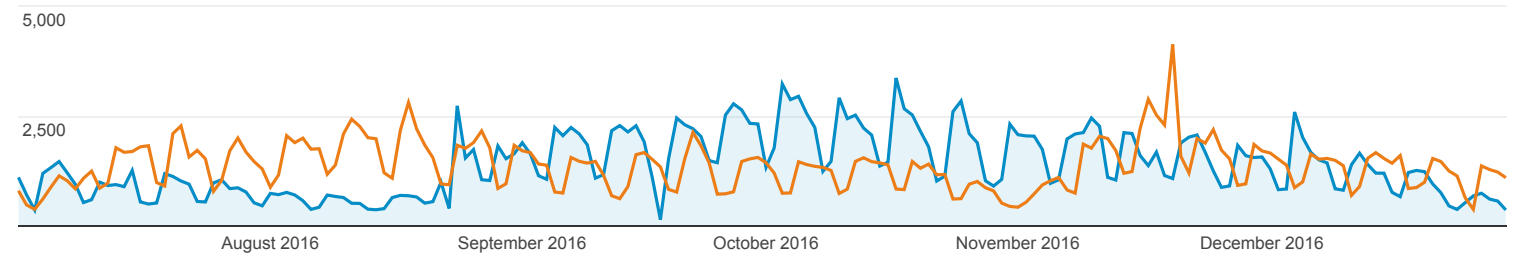
Audience Overview

1 Jul 2016 - 31 Dec 2016
Compare to: 30 Dec 2015 - 30 Jun 2016

All Users
+0.00% Sessions

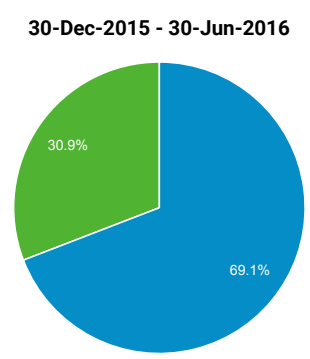
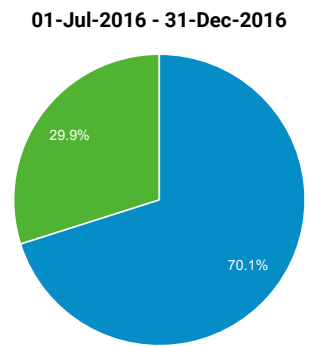
Overview

01-Jul-2016 - 31-Dec-2016: ● Sessions
30-Dec-2015 - 30-Jun-2016: ● Sessions



Sessions 2.06% 258,349 vs 253,142	Users -0.92% 83,502 vs 84,274	Page Views 5.93% 771,015 vs 727,837
Pages/Session 3.80% 2.98 vs 2.88	Avg. Session Duration 8.00% 00:02:52 vs 00:02:39	Bounce Rate -5.49% 47.38% vs 50.14%
% New Sessions -3.09% 29.86% vs 30.81%		

■ Returning Visitor ■ New Visitor



Language	Sessions	% Sessions
1. el		
01-Jul-2016 - 31-Dec-2016	127,034	49.17%
30-Dec-2015 - 30-Jun-2016	112,135	44.30%
% Change	13.29%	11.00%
2. el-gr		
01-Jul-2016 - 31-Dec-2016	62,768	24.30%
30-Dec-2015 - 30-Jun-2016	65,603	25.92%
% Change	-4.32%	-6.25%
3. en-us		
01-Jul-2016 - 31-Dec-2016	55,224	21.38%
30-Dec-2015 - 30-Jun-2016	60,872	24.05%
% Change	-9.28%	-11.11%
4. en-gb		

01-Jul-2016 - 31-Dec-2016	5,480	2.12%
30-Dec-2015 - 30-Jun-2016	4,674	1.85%
% Change	17.24%	14.88%
5. de		
01-Jul-2016 - 31-Dec-2016	1,055	0.41%
30-Dec-2015 - 30-Jun-2016	863	0.34%
% Change	22.25%	19.78%
6. en		
01-Jul-2016 - 31-Dec-2016	1,029	0.40%
30-Dec-2015 - 30-Jun-2016	826	0.33%
% Change	24.58%	22.07%
7. ru		
01-Jul-2016 - 31-Dec-2016	559	0.22%
30-Dec-2015 - 30-Jun-2016	618	0.24%
% Change	-9.55%	-11.37%
8. de-de		
01-Jul-2016 - 31-Dec-2016	409	0.16%
30-Dec-2015 - 30-Jun-2016	601	0.24%
% Change	-31.95%	-33.32%
9. fr		
01-Jul-2016 - 31-Dec-2016	377	0.15%
30-Dec-2015 - 30-Jun-2016	496	0.20%
% Change	-23.99%	-25.52%
10. it-it		
01-Jul-2016 - 31-Dec-2016	371	0.14%
30-Dec-2015 - 30-Jun-2016	529	0.21%
% Change	-29.87%	-31.28%