

## Audience Overview

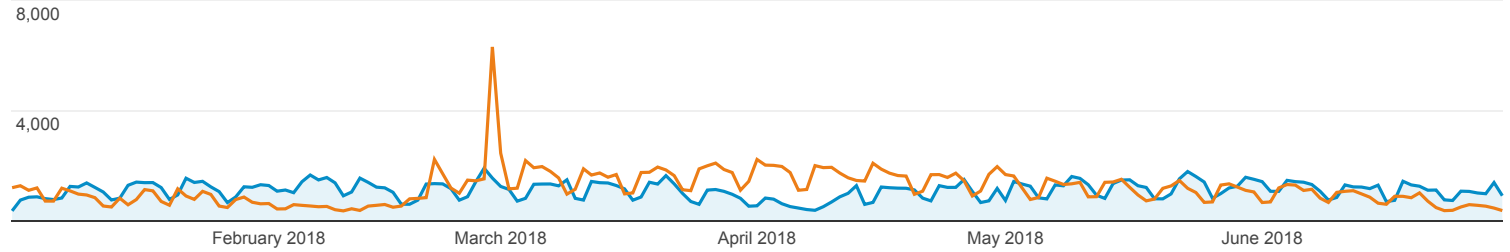
All Users  
+0.00% Users

Jan 1, 2018 - Jun 30, 2018  
Compare to: Jul 4, 2017 - Dec 31, 2017

### Overview

Jan 1, 2018 - Jun 30, 2018: ● Users

Jul 4, 2017 - Dec 31, 2017: ● Users



Users

**-6.42%**  
84,425 vs 90,215



New Users

**-7.49%**  
76,570 vs 82,770



Sessions

**-7.25%**  
264,278 vs 284,949



Number of Sessions per User

**-0.89%**  
3.13 vs 3.16



Pageviews

**-14.87%**  
732,475 vs 860,381



Pages / Session

**-8.21%**  
2.77 vs 3.02



Avg. Session Duration

**-11.18%**  
00:02:31 vs 00:02:50



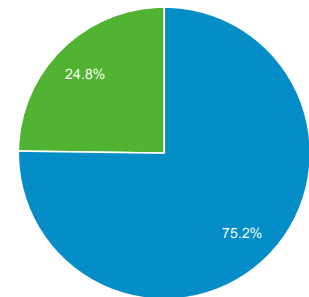
Bounce Rate

**4.45%**  
50.87% vs 48.70%

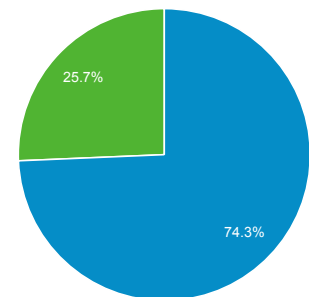


■ New Visitor ■ Returning Visitor

Jan 1, 2018 - Jun 30, 2018



Jul 4, 2017 - Dec 31, 2017



### Language

Language	Users	% Users
1. <a href="#">el-gr</a>		
Jan 1, 2018 - Jun 30, 2018	34,730	39.95%
Jul 4, 2017 - Dec 31, 2017	24,324	26.92%
<b>% Change</b>	<b>42.78%</b>	<b>48.41%</b>
2. <a href="#">el</a>		
Jan 1, 2018 - Jun 30, 2018	22,447	25.82%
Jul 4, 2017 - Dec 31, 2017	39,668	43.90%
<b>% Change</b>	<b>-43.41%</b>	<b>-41.18%</b>
3. <a href="#">en-us</a>		
Jan 1, 2018 - Jun 30, 2018	18,973	21.82%
Jul 4, 2017 - Dec 31, 2017	18,167	20.10%
<b>% Change</b>	<b>4.44%</b>	<b>8.56%</b>
4. <a href="#">en-gb</a>		
Jan 1, 2018 - Jun 30, 2018	3,731	4.29%

Jan 1, 2018 - Jun 30, 2018	3,751	4.23%
Jul 4, 2017 - Dec 31, 2017	3,469	3.84%
<b>% Change</b>	<b>7.55%</b>	<b>11.79%</b>
5. <a href="#">de-de</a>		
Jan 1, 2018 - Jun 30, 2018	508	0.58%
Jul 4, 2017 - Dec 31, 2017	298	0.33%
<b>% Change</b>	<b>70.47%</b>	<b>77.19%</b>
6. <a href="#">it-it</a>		
Jan 1, 2018 - Jun 30, 2018	483	0.56%
Jul 4, 2017 - Dec 31, 2017	240	0.27%
<b>% Change</b>	<b>101.25%</b>	<b>109.19%</b>
7. <a href="#">de</a>		
Jan 1, 2018 - Jun 30, 2018	459	0.53%
Jul 4, 2017 - Dec 31, 2017	541	0.60%
<b>% Change</b>	<b>-15.16%</b>	<b>-11.81%</b>
8. <a href="#">es-es</a>		
Jan 1, 2018 - Jun 30, 2018	341	0.39%
Jul 4, 2017 - Dec 31, 2017	119	0.13%
<b>% Change</b>	<b>186.55%</b>	<b>197.86%</b>
9. <a href="#">ru-ru</a>		
Jan 1, 2018 - Jun 30, 2018	331	0.38%
Jul 4, 2017 - Dec 31, 2017	94	0.10%
<b>% Change</b>	<b>252.13%</b>	<b>266.02%</b>
10. <a href="#">fr-fr</a>		
Jan 1, 2018 - Jun 30, 2018	267	0.31%
Jul 4, 2017 - Dec 31, 2017	123	0.14%
<b>% Change</b>	<b>117.07%</b>	<b>125.63%</b>